

19-06-2021 22:49

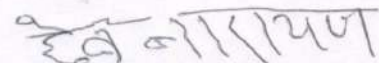
PATIENT APPLICATION FORM



PATIENT'S DETAIL

NAME	ROSHAN KUMAR
FATHER'S NAME	DEV NARAYAN SAHANI
AGE	7 YEARS
SEX	MALE
ADDRESS	SAMASTIPUR (BIHAR)
DISEASE	BLOOD CANCER
HOSPITAL	AIIMS DELHI
DEPARTMENT	PAEDIATRICS


AUTHORIZED SIG.


PARENT'S SIG.



सत्यमेव जयते
भारत सरकार



आधार

भारतीय विशिष्ट पहचान प्राधिकरण

भारत सरकार

Unique Identification Authority of India

Government of India

नामांकन क्रम / Enrollment No.: 1218/36195/01341

To
Roshan kumar
Roshan kumar
S/O Ramkumari Devi
ward no 08 Sarhachiya po- mahuli
Magurgarh
Mangalgarh
Hasanpur Samastipur
Bihar 848208
7739332572

25/10/2016

10323568



MD103235688FH



आपका आधार क्रमांक / Your Aadhaar No. :

9880 9565 1715

मेरा आधार, मेरी पहचान

Scanned by TapScanner



भारत सरकार

Government of India



Roshan kumar
Roshan kumar
माता : रामकुमारी देवी
Mother : Ramkumari Devi
जन्म तिथि / DOB : 18/10/2013
पुरुष / Male



9880 9565 1715

मेरा आधार, मेरी पहचान



शरीरगाधं जलु धर्मसाधनम्

अ० भा० आ० सं० अस्पताल / A.I.I.M.S. HOSPITAL बहिरंग रोगी विभाग / Out Patient Department



अस्पताल के अन्दर धूम्रपान मना है / SMOKING IS PROHIBITED IN HOSPITAL PREMISES

Follow Up Patient

Dept Reg. 2019/001/0035824

General / # 0

OPR-6

एकक / Unit

विभाग / Dept.

नाम / Name

Paediatrics/Paediatric / Unit-III

कक्षा/Room: 7

Days :

wed, Sat (बुध, शनि)

Name: Master. ROSHAI SAHANI

Queue No : F27

24 घण्टा/24

S/O DEV NARAYAN SAHANI

Ph. 7610299198



UHID : 104877990

Date: 10/04/2021

i. No.

पता / Address

निदान / Diagnosis

B. All / Very early isolated ~~CF~~ relapse.

दिनांक / Date

उपचार / Treatment

18/4

(19)

① Oncopath review of ~~CF~~

② To collect BMA report done on 5/4/21.

To start R₂ block

- KFT LFT pending sampling.

- Covid-19 testip.

- To collect protocol from daycare

Post - F₂ cycle.

DS of F₂ C&F block +ve
a/22/3/21 from IRCH -
neg from cyclopath

- Rpt CF on 5/4/21
negative IRCH.

9/4 - 3600 / 3.1 lakh
10 - 2066

see
blasts



CLEAN AND GREEN AIIMS / एम्स का यही संकल्प, स्वच्छता से काया कल्प

अंगदान-जीवन का बहुमूल्य उपहार / ORGAN DONATION - A GIFT OF LIFE

O.R.B.O., AIIMS, 26588360, 26593444, www.orbo.org Helpline - 1060 (24 hrs service)



Counselling scheduled on 8/2/21
at pediatric seminar room at 12 noon.

~~Meerab~~
82.

Teaching block ground floor
Immunology Lab *
HLA matching form

- Meerabhi (Playroom) for accommodation.
- Collect BM-MRD.
- Counselling on ~~to~~ 8/2/21 on further course
↓
To decide after discussion of father

meera.

OPD appointment 10/2/21

meera



शरीरगांधं जलु धर्मसाधनम्

अ० भा० आ० सं० अस्पताल / A.I.I.M.S. HOSPITAL बहिरंग रोगी विभाग / Out Patient Department



अस्पताल के अन्दर धूम्रपान मना है / SMOKING IS PROHIBITED IN HOSPITAL PREMISES

Follow Up Patient

Dept Reg. 2019/001/0035824

General / # 0

OPR-6

एकक / Unit

विभाग / Dept.

नाम / Name

Paediatrics/Paediatric / Unit-III

कक्षा/Room: 7

Days :

wed, Sat (बुध, शनि)

Name: Master. ROSHAI SAHANI

Queue No : F27

24 घण्टा/24

S/O DEV NARAYAN SAHANI

Ph. 7610299198



UHID : 104877990

Date: 10/04/2021

i. No.

पता / Address

निदान / Diagnosis

B-ALL / Very early isolated CRP
उपचार / Treatment relapse.

दिनांक / Date

18/4

(19)

① Oncopath review of CRP

② To collect BMA report done on 5/4/21.

To start R2 block

- KFT LFT pending sampling.

- Covid-19 testip.

- To collect protocol from daycare

Post - F2 cycle.

DS of F2 CRF block +ve
a/22/3/21 from 1RCH -
neg from cyclopsi

- Rpt CRP on 5/4/21
negative 1RCH.

9/4 - 3600 / 3.1 lakh
10 - 2066



CLEAN AND GREEN AIIMS / एम्स का यही संकल्प, स्वच्छता से काया कल्प

अंगदान-जीवन का बहुमूल्य उपहार / ORGAN DONATION - A GIFT OF LIFE

O.R.B.O., AIIMS, 26588360, 26593444, www.orbo.org Helpline - 1060 (24 hrs service)



22/6/17

Dear candid,

ROSHAN.
104877990.
CKID - 37260.

Kindly provide this medication 810days

T. VORICONAZOLE 200MG 1-0-1/2

Navel.
SENIOR RESIDENT
Department of Pediatrics
All India Institute of Medical Sciences
Anand Nagar, New Delhi - 110029

24/6/21

T. Septuan - DS 1/2 tab Sat, Sun

Meerak
SR



अ० भा० आ० सं० अस्पताल / A.I.I.M.S. HOSPITAL
बहिरंग रोगी विभाग / Out Patient Department



अस्पताल के अन्दर धूम्रपान मना है / Smoking is prohibited in hospital

Follow Up Patient

Dist Reg. 2019/001/0015874

General/रू 0

DPR-6

Paediatrics/Paediatric /Unit-III

कमरा/Room: /

Days :
Wed, Sat (बुध, शनि)

Name: Master. ROSHAN SAHANI

Queue No : F12

S/O DEV NARAYAN SAHANI

7y पुरुष/M

Ph. 7610299598



UHID : 104877990

Date: 06/02/2021

एकक/Unit

विभाग/Dept.

नाम/Name

Address

निदान/Diagnosis

B-ALL / M₂ ↓ Intermediate risk

दिनांक/Date

①

उपचार/Treatment

19/12/21 Early isolated CNS relapse.

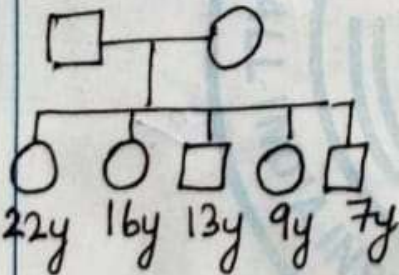
No accommodation

CSF (2.2.21) Full of blasts

BMA (25.01.21) Morphological remission

Testis - clinically normal ; USG, pending

Resident of Bihar



Adv:

BPL card holder.

PM-JAY card holder

1. Meenakshiji — accommodation please.

2. Counselling.

3. HLA typing

4. Relapse protocol.



CLEAN AND GREEN AIIMS / एम्स का यही संकल्प, स्वच्छता से काया कल्प

अंगदान-जीवन का बहुमूल्य उपहार / ORGAN DONATION - A GIFT OF LIFE

O.R.B.O., AIIMS, 26588360, 26593444, www.orbo.org Helpline - 1060



- entered into admission register
 - ~~lost F2~~ lost F2 chemo due.
 - OPD visit (13) on 10/4/21
- shall be informed through phone regarding admission

~~K. Lalit Singh~~
Sept 7/4/21

25/6/21 — ROSHAN SAHANI
CRID — 37260

T. VORICONAZOLE 10-1/2 — 15 days
(200mg)

AP
Dr. K. Anshu
SENIOR RESIDENT
Department of Pediatrics
All India Institute of Medical Sciences
Anand Bhawan, New Delhi-110029

21J835 (P)



अ० भा० आ० सं० अस्पताल / A.I.I.M.S. HOSPITAL बहिरंग रोगी विभाग / Out Patient Department



अस्पताल के अन्दर धूम्रपान मना है। / SMOKING IS PROHIBITED IN HOSPITAL PREMISES

शरीरमाद्य खलु वर्मसाधनम्

Follow up Patient

OPR-6

Dept Reg. 2019/003/0035924

General/४०

एकक/Unit

Paediatrics/Paediatric /Unit-III

बनरा/Room: 7

विभाग/Dept.

Days:

सं०/O.P.D. Regn. No.

नाम/

Name: Master, ROSHAN SAHANI

Wed, Sat (पुष, शनि)

पता/Address

Queue No: F34

7Y पुष्प/M

S/O DEV NARAYAN SAHANI

PH. 7610299598



UHID : 304877990

Date: 20/01/2021

निदान/Diagnosis

B- ALL - IR in T cycle M2

दिनांक/Date	उपचार/Treatment
<p>3</p> <p>17 kg</p> <p>9.9 / 5920 / 5038 / 1.75 L</p> <p>bil - 1-5 D - 0-4 I - 1-1 rest - WNL</p> <p>12/12 CSF report ↓ Beasts in clusters</p> <p>CS day call rpt - CSF appointment + BMA + MRD. ↓ in remission</p> <p>Play room</p> <p>Done on 22/1/21</p>	<p>last ITM on 12/12/20</p> <p>No complaints</p> <p>O/E - stable</p> <p>apex</p> <p>No LAP</p> <p>No MSM</p> <p>B/L Testis - (N)</p> <p>Adv: - T. 6-MP (50)</p> <p>M T W Th Fri Sa Sun</p> <p>1 1 1 1 1 1 1/2</p> <p>- T. Methotrexate 15mg/wk</p> <p>- T. Septilin - DS 1 OD on sat / sun</p> <p>- cont. beledme gargle & silly bath TDS</p> <p>- Rpt LFT & CBC after 10 days</p> <p>Review</p> <p>Kindly arrange for stay of this patient</p>



CLEAN AND GREEN AIIMS / एम्स का यही संकल्प, स्वच्छता से काया कल्प
अंगदान-जीवन का बहुमूल्य उपहार / ORGAN DONATION - A GIFT OF LIFE
O.R.B.O., AIIMS, 26588360, 26593444, www.orbo.org Helpline - 1060 (24 hrs service)



22/6/17

Dear candid,

ROSHAN.
104877990.
CKID - 37260.

Kindly provide this medication 810days

T. VORICONAZOLE 200MG 1-0-1/2

Navel.
SENIOR RESIDENT
Department of Pediatrics
All India Institute of Medical Sciences
Anand Nagar, New Delhi - 110029

24/6/21

T. Septuan - DS 1/2 tab Sat, Sun

Meerak
SR



अखिल भारतीय आयुर्विज्ञान संस्थान, नई दिल्ली
ALL INDIA INSTITUTE OF MEDICAL SCIENCES, NEW DELHI
NATIONAL CANCER INSTITUTE

UHID:	104877990	Sex :	Male
Patient Name :	Master. ROSHAN SAHANI	Sample Received Date :	08/06/2021 12:30 PM
Age :	7 years 7 months	Department :	DEPT. OF EMERGENCY MEDICINE
Unit Name :	Unit-I	Unit Incharge :	Dr. Praveen Aggarwal
Lab Name:	NCI CORE LAB	Lab Sub Centre:	
Reg Date :	08/11/2019 09:42 AM	Sample Collection Date:	08/06/2021 09:23 AM
Report Generated Date:	08/06/2021 02:35 pm	Dept / IRCH No:	20210300042060
Recommended By:	Dr. Praveen Aggarwal	Lab Reference No:	438

Sample Details : S080621146

Report

Test Name	Result	Comment	Normal Range
<u>LFT</u>			
TOTAL BILIRUBIN	0.700 mg/dL		• 0.3 - 1.2 mg/dL
DIRECT BILIRUBIN	0.200 mg/dL		• < 0.3 mg/dL
INDIRECT BILIRUBIN.	0.5 mg/dL		• < 0.9 mg/dL
SGPT/ALT	37 U/L		• 10 - 49 U/L
SGOT/AST	40 U/L		• < 34 U/L
TOTAL PROTEIN	5.800 g/dL		• 5.7 - 8.2 g/dL
ALKALINE PHOSPHATASE	253 I.U.		• 46 - 116 U/L
GLOBULIN	1.6		• 2.5 - 3.4 g/dL
A/G Ratio	2.625 ratio		• 1.2 - 2.2 ratio
Albumin	4.200 g/dL		• 3.2 - 4.8 g/dL
Gamma-Glutamyl Transferase	7		• < 73 U/L
<u>RFT</u>			
UREA	21 mg/dL		• < 50 mg/dL
CREATININE	0.340 mg/dL		• 0.7 - 1.3 mg/dL
CALCIUM	9.000 mg/dL		• 8.7 - 10.4 mg/dL
PHOSPHOROUS	4.800 mg/dL		• 2.4 - 5.1 mg/dL
SODIUM (NA)	140 mmol/L		• 132 - 146 mmol/L
POTASSIUM (K)	3.900 mmol/L		• 3.5 - 5.5 mmol/L
CHLORIDE(CL-)	109 mmol/L		• 99 - 109 mmol/L
Uric Acid	5.800 mg/dL		• 3.7 - 9.2 mg/dL

Over All Comment :

Authorised Signatory

Verified By
drapurvanci



ALL INDIA INSTITUTE OF MEDICAL SCIENCES, NEW DELHI
DEPARTMENT OF PEDIATRICS
UNIT III DISCHARGE SUMMARY

NAME: Roshan Sahani	AGE: 7 yr 3 m	SEX: male	UHID No: 104877990
DATE OF ADMISSION: 18/06/21	DATE OF DISCHARGE: 21/06/21	Bed: C6-14	
DIAGNOSIS: ALL/Intermediate risk/ Very Early CNS relapse admitted for R1 BLOCK			
Consultants In-charge: Prof SK Kabra/ Prof R Seth/ Dr K R Jat/ Dr JP Meena/ Dr A Gupta/			
Address: Mohan garden p block, Samastipur			Phone :7610299598

HOPI -

Child is a case of B-ALL , VERY EARLY ISOLATED CNS Relapse admitted for chemotherapy

No h/o fever / rash/ oral ulcers

No h/o pain abdomen/ jaundice/ abdominal distension

No h/o cough/ coryza/ chest pain

No h/o contact with covid positive patients

PAST HISTORY: Child was diagnosed with ALL at age of 6 years, with complain of high grade fever and cervical lymphadenopathy. Admitted in AIIMS for 8 days in October 2019, worked up for HLH? With AIHA. On bone marrow aspirate, he was found to have- M:E !:@ with 30% blasts with MPO negative. And was diagnosed to have B-ALL with Intermediate risk and initiated on Chemotherapy and became symptomatically improved. On 14/12/20 CSF showed blasts. Relapsed at M2 .And now have admitted for relapse protocol.

BIRTH HISTORY: FTNVD, birth weight- 3kg, no adverse perinatal event

DEVELOPMENTAL HISTORY: appropriate for age

IMMUNISATION HISTORY: completed as per NIS



अखिल भारतीय आयुर्विज्ञान संस्थान, नई दिल्ली
ALL INDIA INSTITUTE OF MEDICAL SCIENCES, NEW DELHI
NATIONAL CANCER INSTITUTE

UHID:	104877990	Sex :	Male
Patient Name :	Master. ROSHAN SAHANI	Sample Received Date :	08/06/2021 12:22 PM
Age :	7 years 7 months	Department :	DEPT. OF EMERGENCY MEDICINE
Unit Name :	Unit-I	Unit Incharge :	Dr. Praveen Aggarwal
Lab Name:	NCI CORE LAB	Lab Sub Centre:	
Reg Date :	08/11/2019 09:42 AM	Sample Collection Date:	08/06/2021 09:23 AM
Report Generated Date:	08/06/2021 01:40 pm	Dept / IRCH No:	20210300042060
Recommended By:	Dr. Praveen Aggarwal	Lab Reference No:	344

Sample Details : E080621125

Report

Test Name	Result	Comment	Normal Range
<u>CBC</u>			
Hemoglobin	11.800 g/dL		• 13 - 17 g/dL
Hematocrit	35.841 %		• 40 - 50 %
RBC Count	3.900 $10^6/\mu\text{L}$		• 4.5 - 5.5 $10^6/\mu\text{L}$
WBC Count	4.350 $10^3/\mu\text{L}$		• 4 - 10 $10^3/\mu\text{L}$
Platelet Count	179 $10^3/\mu\text{L}$		• 150 - 400 $10^3/\mu\text{L}$
MCV	91.900 fL		• 83 - 101 fL
MCH	30.2564 pg		• 27 - 32 pg
MCHC	32.9232 g/dL		• 31.5 - 34.5 g/dL
RDW	15.700 %		• 11.6 - 15 %
<u>DLC</u>			
Neutrophils	37.200 %		• 40 - 80 %
Lymphocytes	45.100 %		• 20 - 40 %
Eosinophils	2.200 %		• 0 - 7 %
Monocytes	11.000 %		• 3 - 11 %
Basophils	0.300 %		• 0 - 2 %
Neutrophils - Abs	1.6182 $10^3/\mu\text{L}$		• 2 - 7 $10^3/\mu\text{L}$
Lymphocytes - Abs	1.96185 $10^3/\mu\text{L}$		• 1 - 3 $10^3/\mu\text{L}$
Eosinophils - Abs	0.0957 $10^3/\mu\text{L}$		• 0.02 - 0.5 $10^3/\mu\text{L}$
Monoocytes - Abs	0.4785 $10^3/\mu\text{L}$		• 0.2 - 1 $10^3/\mu\text{L}$
Basophils-Abs	0.01305 $10^3/\mu\text{L}$		• 0 - 0.1 $10^3/\mu\text{L}$

Over All Comment :

Authorised Signatory

Verified By
drapurvanci



अखिल भारतीय आयुर्विज्ञान संस्थान, नई दिल्ली
ALL INDIA INSTITUTE OF MEDICAL SCIENCES, NEW DELHI
NATIONAL CANCER INSTITUTE

UHID:	104877990	Sex :	Male
Patient Name :	Master. ROSHAN SAHANI	Sample Received Date :	28/05/2021 12:19 PM
Age :	7 years 6 months 20 days	Department :	DEPT. OF EMERGENCY MEDICINE
Unit Name :	Unit-I	Unit Incharge :	Dr. Pravcen Aggarwal
Lab Name:	NCI CORE LAB	Lab Sub Centre:	
Reg Date :	08/11/2019 09:42 AM	Sample Collection Date:	28/05/2021 09:08 AM
Report Generated Date:	28/05/2021 02:50 pm	Dept / IRCH No:	20210300042060
Recommended By:	Mr. nitin .	Lab Reference No:	382

Sample Details : E280521108

Report


Test Name	Result	Comment	Normal Range
<u>CBC</u>			
Hemoglobin	11.900 g/dL		• 13 - 17 g/dL
Hematocrit	35.0727 %		• 40 - 50 %
RBC Count	3.910 $10^6/\mu\text{L}$		• 4.5 - 5.5 $10^6/\mu\text{L}$
WBC Count	3.940 $10^3/\mu\text{L}$		• 4 - 10 $10^3/\mu\text{L}$
Platelet Count	136 $10^3/\mu\text{L}$		• 150 - 400 $10^3/\mu\text{L}$
MCV	89.700 fL		• 83 - 101 fL
MCH	30.4348 pg		• 27 - 32 pg
MCHC	33.9295 g/dL		• 31.5 - 34.5 g/dL
RDW	16.600 %		• 11.6 - 15 %
<u>DLC</u>			
Neutrophils	36.400 %		• 40 - 80 %
Lymphocytes	44.500 %		• 20 - 40 %
Eosinophils	1.600 %		• 0 - 7 %
Monocytes	9.800 %		• 3 - 11 %
Basophils	0.500 %		• 0 - 2 %
Neutrophils - Abs	1.43416 $10^3/\mu\text{L}$		• 2 - 7 $10^3/\mu\text{L}$
Lymphocytes - Abs	1.7533 $10^3/\mu\text{L}$		• 1 - 3 $10^3/\mu\text{L}$
Eosinophils - Abs	0.06304 $10^3/\mu\text{L}$		• 0.02 - 0.5 $10^3/\mu\text{L}$
Monocytes - Abs	0.38612 $10^3/\mu\text{L}$		• 0.2 - 1 $10^3/\mu\text{L}$
Basophils-Abs	0.0197 $10^3/\mu\text{L}$		• 0 - 0.1 $10^3/\mu\text{L}$

Date	Ur/cr	Na/K
21/06/21	12.79/0.35	141/4.28
Methotrexate		
36 hour	3.04 umol/L	
48 hour	0.163 umol/L	

Advice at discharge:

1. T. Dexamaethasone 4 mg 2-1-1 for 2 days, on third day 1 BD (ie. on Day 6 of chemo)
2. Inj Lunase on 24.6.21 from daycare.
3. Inj Vincristine on 24.6.21 from daycare.
4. Inj ARA-C BD on 23.6.21 from daycare.
- 5. Continue T.voriconazole 200 mg 1-0-1/2
6. Betadine gargles tds/ Sitz bath tds
7. Tab Septran DS (TMP- 160mg) 1 tab on Saturday and Sunday
8. Danger signs explained and helpline number given


Senior Resident
 Dr Kanwaljeet


Junior Resident
 Dr Gayatri

Child is alert, oriented

Vitals: afebrile, HR -102/min, RR - 18/min, Spo2 - 99% under room air

CFT -2 sec, Peripheries - warm

General Physical Examination:

No pallor/ no Icterus /cyanosis/ Clubbing/ Lymphadenopathy / Edema

Anthropometry:

Wt- 19.1 kg(-0.56)

Ht- 114.5 cm (-0.81)

BSA- 0.78 m²

Systemic examination:

CVS: S1, S2 normal, no added sounds

RS: B/L air entry equal, no added sounds

P/A: Soft non tender, Liver, spleen not palpable.

CNS: conscious, No cranial nerve deficit

B/L pupils symmetrical and reactive to light

Motor examination: Tone- normal in all 4 limbs, Power- normal in all limbs,

DTRs 2+ in upper and lower limbs, Plantar response – B/L flexor, Sensory system – Normal, No meningeal signs

HOSPITAL COURSE

Child was admitted for high dose methotrexate(R1 BLOCK). CXR was normal, not s/o pleural effusion. He received IV methotrexate therapy 1g/m² over 36 hours. It was uneventful. Tab Dexamethasone daily And inj vcr was given on Day1. Rescue doses of Leucovorin were given at 15 mg/ m² 48 and 54 hours after starting MTX. Child remained stable throughout hospital stay.

INVESTIGATIONS

Hemogram

Date	Hb	TLC	ANC	Platelet
21/06/21	13.1	6720	5308	2.39L

2/2/21

To PRC,

Kindly give Peds OTD appointment for 6/2/21

SENIOR CONSULTANT
JR
Department of Pediatrics
All India Institute of Medical Sciences
Ansari Nagar, New Delhi-110029



अखिल भारतीय आयुर्विज्ञान संस्थान, नई दिल्ली
ALL INDIA INSTITUTE OF MEDICAL SCIENCES, NEW DELHI
NATIONAL CANCER INSTITUTE

UHID:	104877990	Sex :	Male
Patient Name :	Master. ROSHAN SAHANI	Sample Received Date :	28/05/2021 12:19 PM
Age :	7 years 6 months 20 days	Department :	DEPT. OF EMERGENCY MEDICINE
Unit Name :	Unit-I	Unit Incharge :	Dr. Pravcen Aggarwal
Lab Name:	NCI CORE LAB	Lab Sub Centre:	
Reg Date :	08/11/2019 09:42 AM	Sample Collection Date:	28/05/2021 09:08 AM
Report Generated Date:	28/05/2021 02:50 pm	Dept / IRCH No:	20210300042060
Recommended By:	Mr. nitin .	Lab Reference No:	382

Sample Details : E280521108

Report

Test Name	Result	Comment	Normal Range
<u>CBC</u>			
Hemoglobin	11.900 g/dL		• 13 - 17 g/dL
Hematocrit	35.0727 %		• 40 - 50 %
RBC Count	3.910 $10^6/\mu\text{L}$		• 4.5 - 5.5 $10^6/\mu\text{L}$
WBC Count	3.940 $10^3/\mu\text{L}$		• 4 - 10 $10^3/\mu\text{L}$
Platelet Count	136 $10^3/\mu\text{L}$		• 150 - 400 $10^3/\mu\text{L}$
MCV	89.700 fL		• 83 - 101 fL
MCH	30.4348 pg		• 27 - 32 pg
MCHC	33.9295 g/dL		• 31.5 - 34.5 g/dL
RDW	16.600 %		• 11.6 - 15 %
<u>DLC</u>			
Neutrophils	36.400 %		• 40 - 80 %
Lymphocytes	44.500 %		• 20 - 40 %
Eosinophils	1.600 %		• 0 - 7 %
Monocytes	9.800 %		• 3 - 11 %
Basophils	0.500 %		• 0 - 2 %
Neutrophils - Abs	1.43416 $10^3/\mu\text{L}$		• 2 - 7 $10^3/\mu\text{L}$
Lymphocytes - Abs	1.7533 $10^3/\mu\text{L}$		• 1 - 3 $10^3/\mu\text{L}$
Eosinophils - Abs	0.06304 $10^3/\mu\text{L}$		• 0.02 - 0.5 $10^3/\mu\text{L}$
Monocytes - Abs	0.38612 $10^3/\mu\text{L}$		• 0.2 - 1 $10^3/\mu\text{L}$
Basophils-Abs	0.0197 $10^3/\mu\text{L}$		• 0 - 0.1 $10^3/\mu\text{L}$