





# DEEPMALA HOSPITAL

## REFER SUMMARY

D.O.A 29.06.21 D.O.D 02.07.21 AGE- 04Y GEN.-F  
BABY DISHA D/O VED PRAKASH, R/O- DAYALPURI  
TEH KALINAGAR MADHOTANDA PILIBHIT, 6307214021  
8273813478

REFER

FILE NO- 0753

S.R. NO- 23456

## Acute Leukemia?



### PRESENTING COMPLAINTS-

1. Fever at 1 day high grade & low grade 29 days
2. Fresh blood in stool at 18 days
3. Anemia

### INVESTIGATION

HB- 7.4,7.3,7.7,6.6

PCV- 20.4,20.5,22.3,18.6

TLC- 5.35,23.93,44.71,54.60

PLATELET- 11,11,9,15

RBS- 102.9

UREA- 22.2

CREATININE- 0.70

BILIRUBIN- 0.8

CONJUGATE- 0.5

NA+ -144.9

K+ - 3.90

CA+ -1.24

ALBUMIN- 4.88

SGPT- 22.0

CRP- 1.5

LDH-527.0

HIV I&II-NEGATIVE

HBs Ag-NEGATIVE

Anti HCV-NEGATIVE

**Summary-** patient came with complaints of fever at day high grade & low grade 29 days, fresh blood in stool at 18 days & anemia. Investigation blood test, done. Pt manage conservative treatment. o/e -bp- 80/60 rr- 20, hr- 74, spo2- 97%. Patient Refer to AIIMS Hospital Delhi on 02.07.2021. o/e -bp- 90/70 rr- 24, hr- 92, SpO2-98%.

## Refer to AIIMS Hospital Delhi

### HAEMATOLOGY

#### BONE MARROW ASPIRATION

Bone marrow aspirate is richly cellular .  
M:E ratio is 3:1 Erythropoiesis is normoblastic .  
Most of the marrow displays scattered blasts .there is evidence of maturation upto the segmented neutrophil stage Megakaryocytes are reduced being 0-1/LPF . normal in morphology No haemoparasite seen

ADVISED -Cytochemical marker studies and bone marrow blx to r/o Acute Leukemia.



Dr. Somesh Mehrotra M.D 9837000048 FOR EMERGENCES ONLY



# DEEPMALA HOSPITAL

Near Telephone Exchange, Chaupla Road, Bareilly.  
Ph: 0581-2558800

Date	02/07/2021	Srl No	18	LAB No	
Name	BABY DISHA	Age	04 Yrs.	Sex	F
Ref By	Dr. SOMESH MEHROTRA		B-1421	Company	
Address	GW				Ref. No

Test Name	Value	Unit	Reference Value
-----------	-------	------	-----------------

## HAEMATOLOGY

### BONE MARROW ASPIRATION

Bone marrow aspirate is richly cellular ,  
M:E ratio is 3:1. Erythropoiesis is normoblastic .  
Most of the marrow displays scattered blasts ,there is evidence of maturation  
upto the segmented neutrophil stage.Megakaryocytes are reduced being 0-1/LPF,  
normal in morphology. No haemoparasite seen.

ADVISED:-Cytochemical marker studies and bone marrow b\lx to r\lo Acute Leukemia.

Not Valid For Medicolegal Purpose

  
**DR. MANISHA MEHROTRA**  
Pathologist, M.D.



# अ० भा० आ० सं० अस्पताल / A.I.I.M.S. HOSPITAL

## बहिरंग रोगी विभाग / Out Patient Department



अस्पताल के अन्दर धूम्रपान मना है। / SMOKING IS PROHIBITED IN HOSPITAL PREMISES

शरीरमाध खडु धर्मसामनम्

OPR-6

एकक / Unit \_\_\_\_\_

New Patient  
Dept Reg. 2021/003/0005498

General/W O

विभाग / Dept. \_\_\_\_\_

Paediatrics/Paediatric  
Unit-III

बनार/Room: 9

P.D. Regn. No. \_\_\_\_\_

नाम / Name \_\_\_\_\_

Name: Miss. DISHA

Days :

wed, Sat (पूर्, बलि)

पता / Address \_\_\_\_\_

D/O VAID PRAKASH

Queue No : N9

4v 20 महीना/F

Ph. 8273813478



UHID : 105466107

Date: 07/07/2021

निदान / Diagnosis

दिनांक / Date

15/7 w/A = -0.66  
(-1.5k in last 2mo)

उपचार / Treatment

4y 1F - fever on-off x 2mo  
- single episode bloody P/R 2mo back.

Fever without focus (no cough; headache; earache; burning micturition, fast breathing); no jaundice; joint p  
undoc. ; high grade on palpation - no bow pr  
more in night.

Bloody P/R : 1 episode ; lasted for 2-3 days  
not alw constipation ; streak of bright red  
blood.

Child was evaluated outside - found to  
have Pancytopenia

Received PRBC & platelet transfusion  
& s/c G-CSF (inj on abdomen ; associated  
= purpuric marks)

- No other s/o bleedg from any s/o

- Alw good appetite

- Alw wt loss

Child Invert BMA outside - s/o myeloid blasts → AIIMS

5/7 Ps AIIMS

40% myeloid  
blasts (Auer rods +)

S-R 21200 / 4000  
N/L

Uo/Creat 18/03

UA = 61

Ca<sup>2+</sup>/Pa<sub>2</sub> = 9.3/5.8

Ne<sup>1</sup>/K<sup>1</sup> = 139/15

T sB 0.34

OT/PT 16/27

ALP = 163



CLEAN AND GREEN AIIMS / एम्स का गरी मकल्य, स्वच्छता से काम कल्य

अंगदान जीवन का बहुमूल्य उपहार / ORGAN DONATION = GIFT OF LIFE

O.R.B.O., AIIMS, 26588360, 26593444, www.orbo.org | 060 (24 hrs service)



Child was seen in AIIMS ED on 5/7/21  
 - Tx PRBC & RDP  
 - Uric Acid = 6.1 (given Allopurinol.)

5g → 25000 → 2000  
 N/LSC

outside is

O/R. P<sup>+</sup> I<sup>-</sup> C<sup>-</sup> C<sup>-</sup> L<sup>-</sup> E<sup>-</sup>

H110  
 H18145  
 with

P/A  
 K<sup>in</sup>

Soft; low distended  
 No organomegaly

CRP = 1.5

Pupils  
 fixed

7/6 LDM = 520

R/G Bk AEE; NUBS

6/6 IRE = 1  
 ALT 332

CuS S.S<sub>2</sub> normal

Preliminary diagnosis not firmly done.

B/M

front P/S  
 Fluoroglyc] 1000 sent from emergency  
 component therapy

- ✓ CBC - blood component therapy
- ✓ date for B/M - cytogenetics, molecular studies

? AMK → 9/7/21  
 20/11/21 3:00 PM  
 8:30 AM

19/7/21  
 To,  
 Dharamshala,  
 Kindly arrange for stay of this  
 patient



अ० भा० आ० सं० अस्पताल / A.I.I.M.S. HOSPITAL  
बहिरंग रोगी विभाग / Out Patient Department

अस्पताल के अन्दर धूम्रपान मना है। / SMOKING IS PROHIBITED IN HOSPITAL PREMISES



एकक / Unit \_\_\_\_\_  
विभाग / Dept. \_\_\_\_\_  
नाम / Name \_\_\_\_\_

Follow Up Patient  
Dept Reg. 2021/003/0005498  
Paediatrics/Paediatric /Unit-III  
Name: Miss. DISHA  
D/O VAID PRAKASH  
General/OPD  
कक्षा/Room: 14  
Days : Saturday  
Queue No : F5  
4Y 4M 8D  
लिंग/sex  
Ph. 8273813478  
UHID : 105466107  
Date. 13/11/2021

OPR-6

No. \_\_\_\_\_  
पता / Address \_\_\_\_\_

निदान / Diagnosis

दिनांक / Date

उपचार / Treatment

18.11.21  
G

18.11.21

In Notebook.

CLEAN AND GREEN AIIMS / एम का यही संकल्प, स्वच्छता से काय कल्प

अंगदान-जीवन का बहुमूल्य उपहार / ORGAN DONATION - A GIFT OF LIFE  
O.R.B.O., AIIMS. 26588360, 26593444, www.orbo.org Helpline - 1060 (24 hrs service)



Duplicate

Found  
2/4091



**Laboratory Oncology Unit**  
Dr. B.R.A. IRCH, All India Institute of Medical  
Sciences  
Ansari Nagar, New Delhi-110029

UHID Reg. No	105466107	Molecular Lab ID	T21-0573
Name	DISHA	IRCH No.	
Sex	Female	Sample Type	Bone Marrow Aspirate
Age	4Y	Sample Volume	1ML
Department	PAEDIATRICS	Diagnosis	AML
Unit	III	Sample Receipt Date	08/07/2021
Consultant Name	DR RACHNA SETH	Report Date	17/07/2021

**RT PCR DETECTION OF:**

BCR-ABL t(9;22)	Not Done	MLL-AF4 t(4;11)	Not Done
PML-RARA t(15;17)	Not Detected	E2A-PBX1 t(1;19)	Not Done
AML-ETO t(8;21)	Detected	TEL-AML1 t(12;21)	Not Done
CBFB-MYH11 t(16;16)/inv(16)	Not Detected	SIL-TAL1	Not Done

**PCR DETECTION OF:**

FLT3-TKD (D835Y) MUTATION	Not Detected	JAK2V617F MUTATION	Not Done
MYD88 (L265P) MUTATION	Not Done		

**FRAGMENT ANALYSIS OF:**

NPM1 MUTATION	Not Detected	FLT3-ITD MUTATION	Not Detected
NPM1 ALLELIC RATIO		FLT3-ITD ALLELIC RATIO	

**Comments & Interpretation**

AML-ETO fusion transcript was detected by RT-PCR.  
PML-RARA, CBFB-MYH11 fusion transcripts, NPM1-A, FLT3-ITD & TKD mutations were not detected.

Test Done By  
**Pramod**

Checked by  
**Dr. Deepshi Thakral**  
(Scientist)

Reviewed & Authorized by: Consultant  
**Dr. Ritu Gupta**



Patient ID: 1275      Age: 4      Date: 2021/07/02  
 Name: Baby Disha      Sex: Female      Time: 10:46:33  
 Ward: GENERAL WARD      Doctor: Dr. SOMESH MEHROTRA

DONE BY FULLY AUTOMATED SYSMEX 6-Part CELL COUNTER ANALYSER (XN-L)

**TEST NAME    VALUE    UNIT    REFERENCE RANGE**


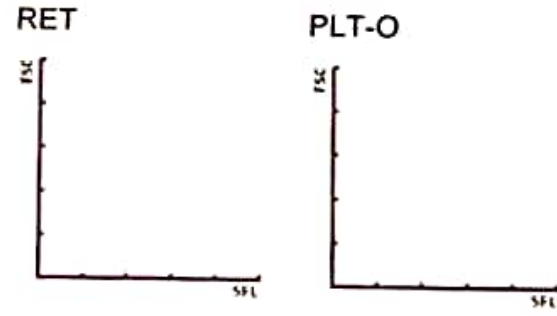

HGB            6.6 -    [g/dL]      Adult: 11 - 16.5 gm/dl  
 WBC &        54.60 + [10<sup>3</sup>/uL]    4,000 - 11,000

**Differential Leucocyte Count (DLC)**

NEUT           52.3 \*    [%]          40.0 - 75.0  
 LYMPH        30.8 \*    [%]          20.0 - 45.0  
 MONO         15.8 \*    [%]          0.0 - 10.0  
 EO             0.2 \*    [%]          0.0 - 6.0  
 BASO         0.9 \*    [%]          0.00 - 0.10  
 IG             3.2 \*    [%]

**RBC INDICES**

RBC            1.72 -    [10<sup>6</sup>/uL]    3.50 - 5.50  
 HCT            18.6 -    [%]          36.0 - 51.0  
 MCV           108.1    [fL]          80.0 - 96.0  
 MCH           38.4 +    [pg]          27.0 - 33.0  
 MCHC          35.5    [g/dL]        32.0 - 36.0  
 RDW-SD       69.0 +    [fL]          35.0 - 56.0  
 RDW-CV       17.7 +    [%]          11.0 - 16.0  
 RET            [%]  
 PLT            15 \*    [10<sup>3</sup>/uL]    1.5 - 4.5  
 PLCR          13.6 \*    [%]          13.0 - 43.0  
 PDW          20.7 \*    [fL]          9.0 - 17.0  
 MPV          49.7 \*    [fL]          6.5 - 12.0  
 PCT          0.02 \*    [%]          0.10 - 0.28  
 IRF            [%]          3.1 - 13.5  
 LFR            [%]          87.0 - 97.9  
 MFR            [%]          2.8 - 12.4  
 HFR            [%]          0.1 - 1.5  
 RET-He        [pg]          30.2 - 36.0



IPF            [%]          0.9 - 5.4  
 IPF#          [10<sup>3</sup>/uL]    2.5 - 12.7  
 IG#          1.76 \*    [10<sup>3</sup>/uL]  
 RET#          [10<sup>6</sup>/uL]    33 - 120

**WBC IP Message**  
 WBC Abn Scattergram  
 Neutrophilia  
 Lymphocytosis  
 Monocytosis  
 Eosinophilia  
 Sample Comment:

**RBC IP Message**  
 Anisocytosis  
 Anemia  
 iRBC?

**PLT IP Message**  
 PLT Abn Distribution  
 Thrombocytopenia

*(Signature)*  
**DR. MANISHA MEHROTRA**  
 Pathologist, M.D.

Not Valid For Medicolegal Purpose

*This report is not medical legal purposes*

**ECHOCARDIOGRAPHY REPORT**  
**DEPARTMENT OF CARDIOLOGY, CARDIOTHORACIC CENTRE**  
**ALL INDIA INSTITUTE OF MEDICAL SCIENCES, NEW DELHI-110029**

25/13

NAME: Pishoy  
 ECHO No: 9445/11 CV No. .... AGE: 4 SEX: MALE  
 HEIGHT: 171 cm WEIGHT: 70 kg BSA: 1.85 UHID No: 105466107 DATE: 16/1/21  
 Ref. Physician: Dr. P. S. ...

Echocardiography report (continued - 2)

Referred Diagnosis: Poor/Adequate/Good  
 Quality of Imaging: Poor/Adequate/Good  
 Done by Dr. M. ... Checked by Dr. ....

MORPHOLOGY  
 AML: Normal/Thickening/Calcification/Flutter/Vegetation/Prolapse/Severe  
 PML: Normal/Thickening/Calcification/Prolapse/Paradoxical motion/Fixed  
 Subvalvular deformity: Present/Absent  
 Mitral stenosis: Normal/Abnormal

Doppler  
 Mitral stenosis: Present/Absent Score: .....

EDG: mmHg MDG: mmHg RR Interval: msec  
 Absent/Trivial/Mild/Moderate/Severe ANVA: cm2

Mitral regurgitation: Present/Absent

TRICUSPID VALVE  
 Morphology: Normal/Atrasia/Thickening/Calcification/Prolapse/Vegetation/Domng  
 Doppler: Normal/Abnormal  
 Tricuspid stenosis: Present/Absent RRI Interval: msec  
 EDG: mmHg MDG: mmHg  
 Absent/Trivial/Mild/Moderate/Severe Fragmented Signals  
 Velocity: m/sec Pred. RSV-P-RAP: mmHg

Transcupid regurgitation: Present/Absent Level: .....

PULMONARY VALVE  
 Morphology: Normal/Atrasia/Thickening/Domng/Vegetation  
 Doppler: Normal/Abnormal  
 Pulmonary stenosis: Present/Absent Level: .....

Pulmonary regurgitation: Present/Absent Pulmonary annulus: mm  
 Early diastolic gradient: mmHg End diastolic gradient: mmHg

AORTIC VALVE  
 Morphology: Normal/Thickening/Calcification/Restricted Opening/Flutter/Vegetation  
 Doppler: Normal/Abnormal  
 Aortic stenosis: Present/Absent Level: .....

Aortic regurgitation: Absent/Trivial/Mild/Moderate/Severe  
 Aortic annulus: mm

Measurements	Normal Values	Normal Values
Aorta 11	(21-22 mm/m <sup>2</sup> )	(21-22 mm/m <sup>2</sup> )
LA os 16	(16-19 mm/m <sup>2</sup> )	(19-32 mm/m <sup>2</sup> )
LV os 23	(96-109 mm)	(97-111 mm)
RV ed 60	(4-14 mm/m <sup>2</sup> )	(up to 5mm)
EF 60	(62-80%)	
IVS Motion	Normal/Flat/Paradoxical	

**CHAMBERS**

LV: Normal/Enlarged/Clear/Thrombus/Hypertrophy  
 LA: Normal/Reduced  
 RA: Normal/Enlarged/Clear/Thrombus  
 RV: Normal/Enlarged/Clear/Thrombus

**PERICARDIUM**

Normal/Thickened/Calcification/Effusion.

**REMARKS**

LA, LC, AV-VA concordance, NEG A  
 IAS/LVS - intact  
 N valves  
 N chambers  
 N bvp @ aortic, NO COR/PDA

**DIAGNOSIS**

Final Impression: N study

M. ...  
 Resident  
 Consultant



DEPARTMENT OF PEDIATRICS  
ALL INDIA INSTITUTE OF MEDICAL SCIENCES  
Ansari Nagar, New Delhi - 110029

Dated: 26/7/21

Treatment Estimate Certificate  
To Whom It May Concern

This is to certify that Shri/Smt./Kam ..... Disha .....  
S/D/W of ..... Mrs. Prakash ..... Aged ..... 4 year ..... Sex ..... Female .....  
OPD/Clinic/CR No ..... 105466107 ..... is suffering  
from ..... AML ..... Acute myeloid Leukemia .....

He/she is getting treatment for his/her illness in Pediatrics department (Ward/OPD)

child is very weak at present  
only at AIMS, New Delhi

The estimate cost for treatment is Rs. .... 2,50,000/- .....

(purpose) ..... Low health fully thousand only .....  
(Chemotherapy, supportive care, Investigative, blood component therapy)

Note: The cost of treatment includes medicines and disposable items. The cheque or demand draft may be issued in favour of "A.I.I.M.S. PATIENT TREATMENT ACCOUNT". The said estimate is valid and applicable for beneficiaries of patient of National Illness Assistance Fund, Illness Assistance Fund, Prime Minister Relief Fund, M.P. Local Area Development Fund, Prime Minister Relief Fund and fund from other sources. This is also applicable for government employees, PSU's employees and beneficiaries of ESI.

Personal Cheque, Personal Demand Draft or Cash is not acceptable.

Rachna Seth

डॉ. रचना सेठ  
Dr. RACHNA SETH  
आचार्य/Professor  
बालरोग चिकित्सा विभाग/Department of Pediatrics  
अ.आ.आ.सं., नई दिल्ली/A.I.I.M.S., New Delhi-110029



A.K. Deorari  
डॉ. अशोक कु. देवरा  
Dr. Ashok K. Deorari, M.C.  
आचार्य एवं विभागाध्यक्ष / Professor  
बालरोग चिकित्सा विभाग / Department  
अ.आ.आ.सं., नई दिल्ली / A.I.I.M.S., New Delhi



भारत सरकार

Government of India



वेद प्रकाश

Ved Prakash

जन्म तिथि / DOB : 25/08/1989

पुरुष / Male



6962 3080 7768

आधार - आम आदमी का अधिकार



भारतीय विशिष्ट पहचान प्राधिकरण

Unique Identification Authority of India

पता: आत्मज: पूरन लाल, दयालपुर,  
जमुनिया खास, पीलीभीत, जमुनिया,  
उत्तर प्रदेश, 262124

Address: S/O: Pooran Lal, dayalpur,  
Jamunia Khas, Pilibhit, Jamunia, Uttar  
Pradesh, 262124

**6962 3080 7768**



1947

1800 300 1947



help@uidai.gov.in

WWW

www.uidai.gov.in



अ० भा० आ० सं० अस्पताल / A.I.I.M.S. HOSPITAL  
बहिरंग रोगी विभाग / Out Patient Department



अस्पताल में धूम्रपान करना मना है / SMOKING IS PROHIBITED IN HOSPITAL PREMISES

Follow up Patient

Dept Reg. 2021/003/0005498

General/IV 0

OPR-6

Paediatrics/Paediatric Unit-III

बैर/Room: 14

Days : Saturday

Name: Miss. DISHA .

Queue No : F28

4Y 3M 18D

बच्चा/F

Regn. No. \_\_\_\_\_

एकक /Unit \_\_\_\_\_

विभाग/Dept. \_\_\_\_\_

नाम/Name

O/O VAID PRAKASH

Ph. 8273813478

पता/Address



UNID : 105466107

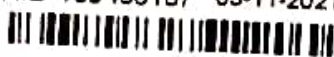
Date: 23/10/2021

निदान/Diagnosis

दिनांक/Date	उपचार/Treatment
<p>15-70K 24</p>	
<p>No Oral care</p>	
<p>Q. Tab. Septisan A/D</p>	
<p>2x. Betadine  gargle</p>	
<p>7 Antibiotic</p>	
<p>Cheers on 23/10/21</p>	
<p>POC file - 145/21</p>	



Paediatric  
CL No 20210030005498  
UHID 105466107  
DISHA 4Y3M18D  


Paediatric  
Queue No F14  
Room 14  
JHID 105466107 03-11-2021  


 16.16g

R. No 417

Molecular wt for

AML (BM done in July 2021)

Tebacit

शेरा में

उत्थान ट्रस्ट (दिल्ली)

विषय - मेरी बच्चे के इलाज के सम्बन्ध में

प्रार्थना.

मेरा नाम वेद प्रकाश है मैं U. P.  
 का रहने वाला हूँ मेरी 4 साल की छोटी  
 बच्ची है जिसको केन्सर हुआ है  
 AIIMS में अपनी बच्ची का इलाज करा  
 रहा हूँ जिसमें 2500000 रु. का खर्च  
 आ रहा है मैं एक मजदूर हूँ ~~बिना~~  
 गाँबि हूँ कृपया मेरी बच्ची  
 के इलाज करने में अपना  
 सहयोग प्रदान करें मैं फिर  
 आपका आभारि हूँ।

वेद प्रकाश  
 एता. आमुनिया बाबा  
 पिलिकोट  
 (उ.प्र.)

